


## ② KIT CONTENTS

### Verify Kit Contents:



1 x SST yellow-top vial



1 x Aliquot transfer tube



1 x Pipette



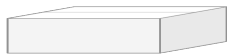
1 x Security seal



1 x Biohazard bag with absorbent material



1 x Requisition form



1 x Return shipping box (your kit arrived in this)



1 x Shipping label



1 x Shipping bag

If you are missing any components, please call the Regenerus Laboratories customer service department on **+44 20 3750 0870** for assistance

## ③ PREPARATION

**Important:** Do not discontinue any medications or supplements without first consulting your healthcare practitioner

Patients will be provided with a [Cyrex Laboratories Requisition Form](#) from their referring healthcare professional. If you have not received one, please contact your healthcare professional directly to request it.

Proceeding without this form will delay the analysis of your sample

The sample must be shipped within 24 hours of the blood draw. Schedule the blood draw between Monday and Wednesday, ensuring that the next day is not a UK bank holiday or weekend.

Samples must be received at Regenerus Labs between Monday and Thursday, with the last dispatch day being Wednesday. To ensure timely shipping, schedule the courier collection at least 24 hours in advance.

Samples collected and shipped outside of this timeframe may be considered too old and may be rejected.

There are no fasting requirements for this test. However, avoid consuming fatty foods for 24 hours before the test

## ④ COLLECTION

Please ensure you read and understand the preparation information prior to collection

1. Draw blood into the vial provided: SST yellow-top vial.
2. Minimum sample required - 5 ml per vial.
3. Invert the vial 8 to 10 times after the completion of the draw.

It is preferred to centrifuge SST vial immediately after the blood draw, although this is not essential

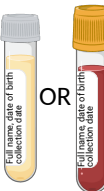
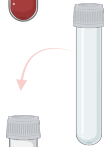
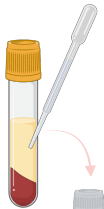
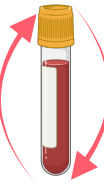
If a centrifuge **is not available**, the sample must be delivered to the analysing lab **within 24 hours** of the blood draw, meaning it should be sent **immediately** after collection. [Continue from Step 4](#)

If a centrifuge **is available**, please follow the instructions below:

1. Allow the SST vial to stand for 20 minutes before centrifuging.
2. Centrifuge the sample at approximately 2000 × g to separate the serum. For a swing-arm centrifuge, spin for 10 minutes at 3000 rpm. If using a fixed-angle rotor centrifuge, spin for 15 minutes at 3500 rpm.
3. Transfer a **minimum of 2 ml** of serum from the SST vial to the aliquot transfer tube using a pipette.
4. Place the provided label to the vial and ensure the **collection date** is clearly indicated. If vial labels are not provided write **patient's full name**, **date of birth** and **collection date** on the vial. Be sure that the information is legible. Ensure the name matches what was provided on the requisition form.

Store the sample in a refrigerator until ready for shipment

5. **Complete** and **sign** the lab requisition form.



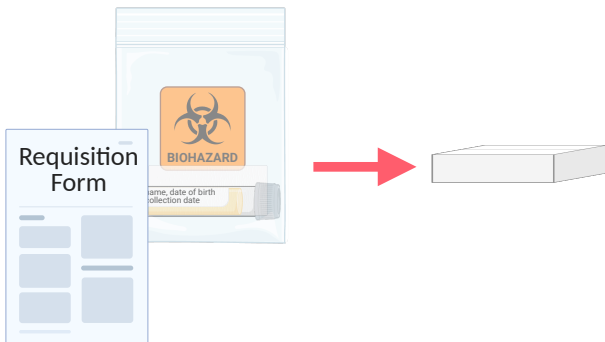
5

## PACKING

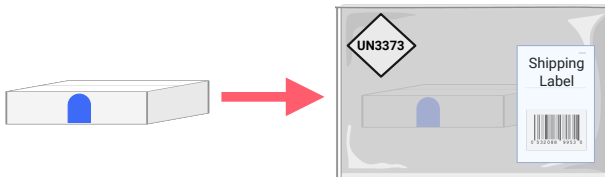
1. Place the labelled vial in the biohazard bag with absorbent material and seal.



2. Place the biohazard bag along with the completed requisition form in the return box.



3. Seal the box with the security seal. Place the box in the appropriate return bag and apply the pre-paid return shipping label to the outside.



The test cannot be performed without a properly filled requisition form

6

## SHIPPING

Please follow the instructions on the enclosed shipping document

For health & safety reasons, you **must** use all packaging enclosed and seal each bag correctly before returning your sample.

Regenerus Labs reserves the right to dispose of any sample received which does not meet this criteria.

We **do not** receive samples on weekends or bank holidays. Please ensure that your samples are received by Regenerus Labs between Monday - Thursday.

Failure to do so may require the test to be rejected and needing to be repeated.

**Telephone** +44 20 3750 0870

**Email** [info@regeneruslabs.com](mailto:info@regeneruslabs.com)

**Website** [www.regeneruslabs.me](http://www.regeneruslabs.me)

regenerus labs  
powered by OMNOS™

regenerus labs  
powered by OMNOS™

CYREX

BLOOD SERUM

BLOOD COLLECTION

INSTRUCTIONS

Read all instructions before collecting specimens

CYX001